


Tape Dispenser / Masking Dispenser for 12in roll



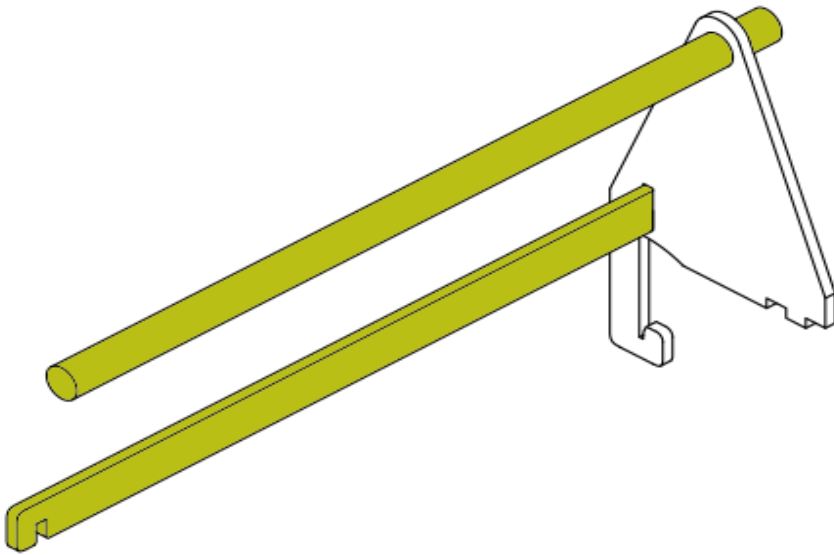
Requirements:

Tested on [Black 5-Tier Heavy Duty Steel Garage Storage Shelving \(36 in. W x 72 in. H x 18 in. D\)](#)

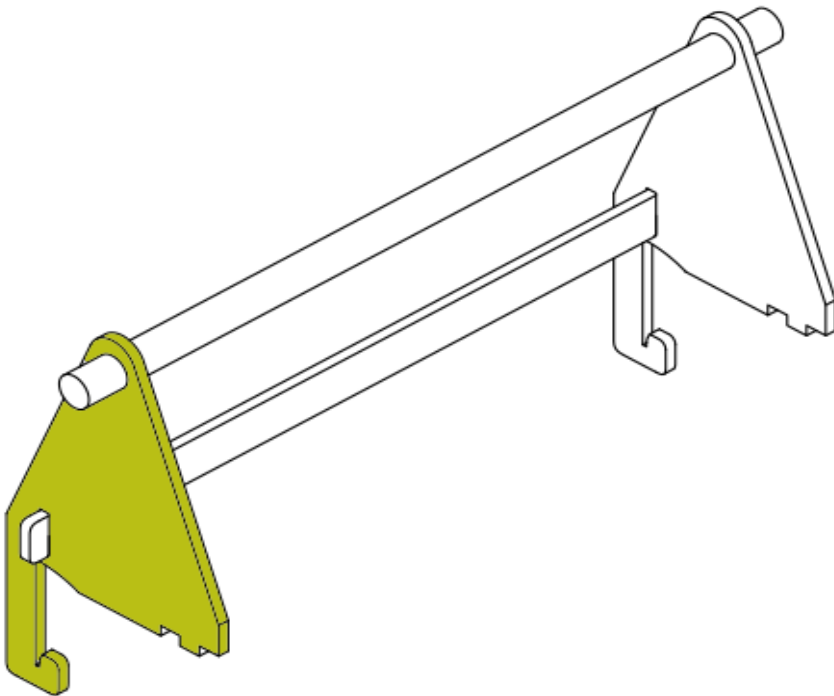
[5/8 round dowel](#) – cut to same length as cross pieces (approx. 13.5 in)

[1/4 in. x 1 ft. x 1 ft. 7 in. Cherry PureBond Plywood Project Panel 2-Sided](#) (5 mm actual thickness, partial sheet)

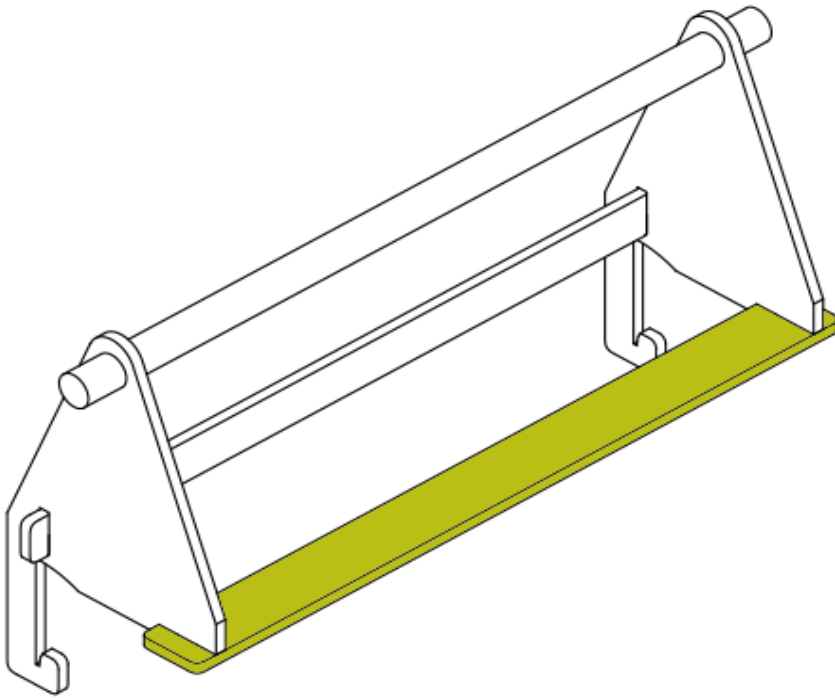
Assembly Instructions:



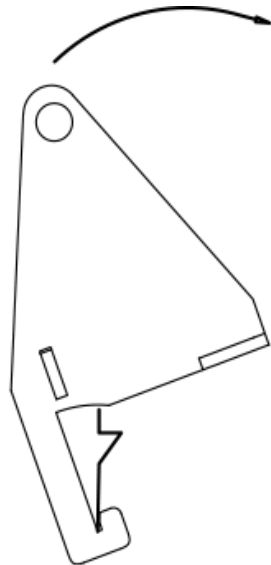
1. Insert Dowel and rear cross piece into one of the side pieces. Do not slide rear cross piece down yet



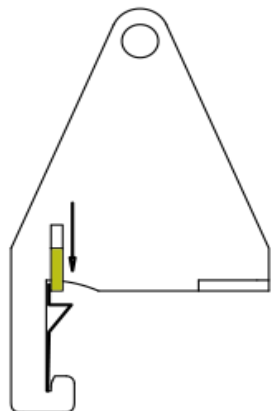
2. Insert Dowel and rear cross piece into remaining side piece. Do not slide rear cross piece down yet



3. Insert tabs from side pieces into front cross piece



4. Hook bottom channel around shelf side rail and rotate until front cross piece is flat on the shelf surface.



5. Slide rear cross piece down. This should extend past the top of the shelf side rail, locking the dispenser in place.